


RESEARCH

Open Access



Influence of physician networks on the implementation of pharmaceutical alternatives to a toxic drug supply in British Columbia

Megan Kurz^{1,2}, Brenda Carolina Guerra-Alejos¹, Jeong Eun Min¹, Brittany Barker^{2,3,4}, Bernadette Pauly^{5,6}, Karen Urbanoski^{4,6} and Bohdan Nosyk^{1,2*} 

Abstract

Background Characterizing the diffusion of adopted changes in policy and clinical practice can inform enhanced implementation strategies to ensure prompt uptake in public health emergencies and other rapidly evolving disease areas. A novel guidance document was introduced at the onset of the COVID-19 pandemic in British Columbia (BC), Canada, which supported clinicians to prescribe opioids, stimulants, and benzodiazepines. We aimed to determine the extent to which uptake and discontinuation of an initial attempt at a prescribed safer supply (PSS) program were influenced through networks of prescribers.

Methods We executed a retrospective population-based study using linked health administrative data that captured all clinicians who prescribed to at least one client with a substance use disorder from March 27, 2020, to August 31, 2021. Our main exposure was the prescribing patterns of an individuals' peers, defined as the proportion of a prescribers' professional network (based on shared clients), which had previously prescribed PSS, updated monthly. The primary outcome measured whether a clinician had prescribed their initial PSS prescription during a given calendar month. The secondary outcome was the discontinuation of PSS prescribing, defined as an absence for PSS prescriptions for at least 3 months. We estimated logistic regression models using generalized estimated equations on monthly repeated measurements to determine and characterize the extent to which peer networks influenced the initiation and discontinuation of PSS prescribing, controlling for network, clinician, and caseload characteristics. Innovators were defined as individuals initiating PSS prior to May 2020, and early adopters were individuals initiating PSS after.

Results Among 14,137 prescribers treating clients with substance use disorder, there were 228 innovators of prescribed safer supply and 1062 early adopters through the end of study follow-up, but 653 (50.6%) were no longer prescribing by August 2021. Prescribers with over 20% of peers whom had adopted PSS had a nearly fourfold higher adjusted odds of PSS prescribing themselves (*aOR*: 3.79, 95% *CI*: (3.15, 4.56)), compared to those with no connected safer supply prescribers.

Conclusions The uptake of PSS in BC was highly dependent on the behavior of prescribers' peer networks. Future implementation strategies to support PSS or other policies would benefit from leveraging networks of prescribers.

*Correspondence:

Bohdan Nosyk

bnosyk@sfu.ca

Full list of author information is available at the end of the article



© The Author(s) 2024. **Open Access** This article is licensed under a Creative Commons Attribution 4.0 International License, which permits use, sharing, adaptation, distribution and reproduction in any medium or format, as long as you give appropriate credit to the original author(s) and the source, provide a link to the Creative Commons licence, and indicate if changes were made. The images or other third party material in this article are included in the article's Creative Commons licence, unless indicated otherwise in a credit line to the material. If material is not included in the article's Creative Commons licence and your intended use is not permitted by statutory regulation or exceeds the permitted use, you will need to obtain permission directly from the copyright holder. To view a copy of this licence, visit <http://creativecommons.org/licenses/by/4.0/>. The Creative Commons Public Domain Dedication waiver (<http://creativecommons.org/publicdomain/zero/1.0/>) applies to the data made available in this article, unless otherwise stated in a credit line to the data.

Keywords Prescribed safer supply, Substance use disorder, Social network analysis, Implementation science

Contributions to the literature

- This study provides quantitative estimations of the effect of patient-sharing networks on a prescribers' uptake of a novel prescribing guidance for prescribed safer supply using population-level administrative databases during an ongoing public health emergency.
- The study showed that prescribers whose peers had previously prescribed under the new guidance were associated with a higher probability of uptake of prescribed safer supply.
- Network effects for uptake of a novel policy were as large as other prescriber-level effects such as substance use disorder client load and prescribing history.

Introduction

On March 26, 2020, the provincial government in British Columbia (BC), Canada, released what was termed risk mitigation guidance [1] to support people who use substances, an initial attempt at prescribed safer supply (PSS). The guidance document was introduced in order to promote self-isolation and thus prevent the spread of COVID-19 among people who use substances, as well as offering a medicalized harm reduction response to the increasingly toxic unregulated drug supply [2]. Risk mitigation guidance permitted prescribers to prescribe opioids, stimulants, and benzodiazepines to individuals who were at high risk of or had a confirmed or suspected COVID-19 infection and/or high likelihood of substance-related and systemic harms [2]. While introduced as an interim emergency measure, it subsequently became a provincial policy in July 2021, for prescribers that were not a part of specific health authorities in the province and prescribed other safer supply options [3]. An update was released in January 2022 [4] reporting preliminary evidence for patient outcomes and diversion, highlighting that PSS was not a direct contributor to the rising rate of illicit drug toxicity deaths.

This guidance was disseminated through voluntary online educational materials and didactic lectures, thus constituting a "passive" dissemination strategy. Initially, the guidance was published as an online educational material when it was released, with voluntary webinars recorded and made available online on April 9, 2020, as well as the slide presentation used [5–7]. The guidance was subsequently updated in 2022 and disseminated similarly. Such strategies have been found to be insufficient for driving system-level change [8–10]. A 2008

review of systematic reviews suggested passive dissemination is not sufficient, and that at least one, but preferably multiple targeted implementation strategies, such as educational outreach, interactive educational interventions, or practical recommendations, should be employed to create awareness of new guidelines or policies [11]. A more recent review classified distributing educational material passively as having mixed effectiveness for increasing health professionals' knowledge, attitudes, and willingness to follow guidelines, but being generally ineffective (less than one-third of studies demonstrated a positive effect), for process-related outcomes which included prescription of medications [12]. A mixed-methods study from Quebec found passive dissemination of practice recommendations was successful when delivered by an opinion leader or self-identified champion, if recipients had a high level of expertise, and when there were sufficient professional resources, such as retaining nurses and other clinical staff [13].

Implementation science focuses on active and planned efforts to mainstream an innovation [14–16]. Diffusion of innovation theory has been applied within implementation science to focus on the natural and passive spread of innovation through adopters and design strategies to engage target groups to adopt specific innovations [14, 16]. Healthcare provider networks play an important role in the process of implementing innovations in clinical practice [17]. Previous work has demonstrated patterns of influence among physicians in primary care practices [18]. Social network analysis (SNA) is increasingly used to provide evidence for interpersonal influences theorized in diffusion theory [19], by considering the connections among actors within a network to understand their patterns, influence, and relationships [20]. SNA can be used to pilot test the feasibility of an implementation [21]; design communication strategies [22] tailoring dissemination to opinion leaders, network isolates, and other prescribers with few clinical contacts; and evaluate implementation efforts [23]. Health administrative data can be used with SNA to model physicians' social networks, creating opportunities to evaluate and inform the implementation and diffusion of new policies and interventions on a population level [24, 25]. Previous research on diffusion of new policies has shown the influence of networks on tobacco regulations among countries [26]. In cancer treatment, physicians connected to previous prescribers of bevacizumab had

higher odds (adjusted odds ratio 1.64; 95% confidence interval, 1.20–2.25) of prescribing the following year [27], with other medications having similar effects [28]. These studies are based on well-established, and less contentious, treatment effectiveness than PSS. Therefore, PSS presents a unique opportunity to understand the spread of a new emergency policy that faced push-back from addiction medicine prescribers, and other specialties, thus challenging the influence exerted by peers.

Treatment specific to opioid use disorder such as methadone and buprenorphine-naloxone, the primary modalities of opioid agonist treatment (OAT), is available in both specialized treatment centers and office-based settings [29]. Relaxed restrictions on OAT prescribing have allowed family physicians, nurse practitioners, and registered nurses to start opioid agonist treatment for opioid use disorders without any required waivers [30, 31]. Given that the risk mitigation guidance was applicable to all prescribers caring for people who use substances, a large diversity of prescribers, operating in different settings with varying levels of experience, caseloads of clients who use substances connections to other prescribers caring for people who use substances were eligible to participate. Analyzing the diffusion of PSS uptake among providers can provide vital information on how to adjust strategies to ensure intervention reach and adoption are optimized. We aimed to characterize the diffusion of PSS adoption and determine the extent to which PSS uptake operated through established networks of prescribers.

Methods

Study population and data sources

We executed a retrospective population-based study based on a linkage of ten provincial health administrative database that captures all individuals accessing care for a substance use disorder (SUD) in BC, Canada. The primary data source used was PharmaNet, which captures drug dispensations, prescriber identifiers, and client identifiers for all individuals regardless of private or public insurance coverage status. Other databases included the discharge abstract database [32] (DAD; records of hospitalizations), medical services plan [33] (MSP; physician billing records), BC Vital Statistics [34] (capturing deaths and their underlying cause), BC Provincial Corrections [35] (records of entry into incarcerations and releases to community), Perinatal Care Database [36] capturing maternal/infant care and outcomes), National Ambulatory Care Reporting System database [37] (NACRS; capturing emergency department visits), BC Social Development and Poverty Reduction database [38] (capturing social

assistance receipt), BCCDC COVID-19-positive cases database [39] (capturing positive COVID-19 cases), and Provincial Laboratory Information Solution COVID-19 database [40] (PLIS; capturing COVID-19 lab tests). Descriptions of each database are available in the supplementary appendix (Table A1). Risk mitigation guidance was released on March 26, 2020; our study period covered March 27, 2020, to August 31, 2021, the last date available in our linked administrative databases.

As PSS was available to be prescribed by any physicians or nurse practitioners that care for individuals with SUD, our study population included physicians and nurse practitioners that prescribed any medications to at least one client with a prior indication of SUD. Clients with SUD were identified through receipt of OAT (Table A2), and three physician or nurse practitioner visits or at least one acute care visit in which the diagnostic code associated indicated a SUD (Table A3). Pregnant people could also be identified as having an SUD through records of perinatal care. Prescriber-client attachment was defined as any medication dispensation record between the prescriber and the client.

Prescriber network construction

SNA was implemented to create a network of connections between prescribers based on their shared clients. A network is defined as a set of “actors” (prescribers) with “relational ties” (shared clients) [20]. As networks were constructed at the prescriber level, a “connection” between two prescribers indicates they prescribed any medication to at least one shared client. Within a given network, connections were weighted to represent the total number of shared clients, such that the greater the weighted tie, the more clients were shared between prescribers.

Outcome

The primary outcome was assessed on the prescriber level each calendar month during the study period, indicating the initial PSS dispensation attributed to them. Prescribers' follow-up ended when they initiated PSS. The secondary outcome for prescribers who had at least one PSS dispensation was the discontinuation of PSS, defined as an absence for PSS dispensations for at least 3 months. This outcome was evaluated from the start of PSS prescribing until discontinuation or the end of study follow-up.

Primary exposure

We created the network exposure as proportion of connections following previous literature [41, 42]. We characterized the proportion of connected prescribers that had provided PSS in the months prior by including all dispensations provided to clients that were classified as PSS via a case-finding algorithm (Tables A4–5). This case-finding algorithm was necessary as new drug identification numbers were not assigned for PSS medications. Two separate algorithms have been proposed that identify prescriptions based on key words in the “directions for use” which is specified by the prescriber [2]. We chose the more sensitive, less specific algorithm for this analysis but included a sensitivity analysis for the more specific classification. The network exposure was updated each calendar month to capture the change in a prescriber’s peers’ PSS uptake over the follow-up period. We used a cut-off threshold based on the 3rd quartile of the empirical distribution of the network exposure (i.e., >20% of connected peers prescribed PSS) to allow flexible assumptions on the relationship as well as reduce the influence of extreme observations since uptake was limited, reflecting smaller proportions of connections prescribers.

Control variables

We controlled for covariates measured at the network-level and prescriber-level and also adjusted for client case mix. Network-level covariates included a clustering coefficient, measuring how connected the clinician and their neighbors are through the proportion of neighboring prescribers that are also connected, and adjusted strength which we defined as the number of additional prescribers their mean clients are connected with. Clinician-level measures included the prescribers’ primary practice location (Interior, Fraser, Vancouver Coastal, Vancouver Island, or Northern Regional Health Authority), their specialty (general practitioner, nurse practitioner, psychiatrist, other specialty, or unknown specialty), history of OAT prescription, years of experience treating clients with SUD, and their SUD client load. Prescriber-level variables were categorized into quartiles from their respective empirical distributions. Client case-mix measures included clients’ average chronic disease score [43, 44], benzodiazepine prescriptions, receipt of social assistance, drug-related acute care visit history, and COVID-19 diagnosis (via a positive lab record or inclusion in the BCCDC-positive case database), all aggregated to the prescriber-level. All covariates were updated on a monthly basis. All historical data (dating back to January 1, 1996) was used to construct variables on client and prescriber characteristics (e.g., history of

OAT and prescribing experience were calculated from the first record after 1996).

Statistical analysis

We first summarized the individual characteristics of prescribers stratified by early, late, and non-adopter status at time of PSS uptake or end of follow up and presented the number of active PSS prescribers by each calendar month in the study follow-up. However, we do not include test statistics with p -values to test the differences groups as we are not interested in simply describing statistically significant differences. PSS innovators were defined as prescribers whose first PSS dispensation occurred in March or April 2020. Thus, any other prescribers whose first PSS dispensation was after April 2020 were defined as an early adopter. We use this definition to separate those that learned about PSS through educational and training sessions that were provided through the BC center on substance use in April 2020. We estimated logistic regression models using generalized estimating equations [45] with an unstructured correlation matrix on monthly repeated measurements to determine and characterize the extent to which peer networks influenced the initiation and discontinuation of PSS prescribing, controlling for prescriber-level characteristics. A generalized estimating equation model was chosen as we had found the random effect variance estimate to be equal to 0 in a generalized linear mixed model. The regression analysis included observations from May 2020 where covariates and connected prescribers were measured in previous month, starting in April 2020. The focus of the regression is to measure the influence of peer prescribing on individuals, so by starting in May 2020, the analysis would exclude early adopters that are not subjected to peer influence. Data sets were constructed and analyzed in SAS version 9.4 [46].

Sensitivity analyses

To ensure robustness of our results and estimates, we performed several sensitivity analyses. We assessed the influence of degrees of separation up to 2° in the network (i.e., peers of peers) [47]. We then reclassified the exposure of peer influence to the proportion of weighted edges attached to a connected PSS prescriber, as higher weights imply more shared clients, which may suggest a stronger connection between clinicians. We also added an additional analysis starting in July 2020, to assess a longer “innovation” period. We also included a sensitivity analysis that assessed monthly measurements between the 16th of each month to the 15th of the next calendar month. To assess if physicians treating very few SUD clients skewed our findings as their adoption may be unlikely, we included two sensitivity analyses with

a threshold on the prescriber’s clients load as an additional inclusion criterion (more than one client and at least five clients). Lastly, we executed subgroup analysis on the PSS uptake outcome to focus on specific PSS medications: opioids (hydromorphone tablets, sustained-release oral morphine), stimulants (dextroamphetamine or methylphenidate), or benzodiazepines (diazepam or clonazepam).

Results

Descriptive characteristics of prescribers

A total of 14,137 prescribers treated 165,025 clients with an indication of SUD between March 27, 2020, and August 31, 2021, in British Columbia, Canada (Table 1), 228 (1.6%) of whom were PSS innovators (initial PSS prescription: March 27, 2020–April 30, 2020), 1062 (7.5%) early adopters (May 1, 2020–August 31, 2021),

Table 1 Characteristics of prescribers by PSS adoption status at PSS initiation

	PSS innovators (n = 228)	Early PSS adopters (n = 1062)	PSS non-adopters ^a (n = 12847)
Practice characteristics	N (%)		
Primary HA practice location			
<i>Interior</i>	14 (6.1%)	165 (15.5%)	1938 (15.1%)
<i>Fraser</i>	31 (13.6%)	199 (18.7%)	3178 (24.7%)
<i>Vancouver Coastal</i>	138 (60.5%)	387 (36.4%)	4392 (34.2%)
<i>Vancouver Island</i>	40 (17.5%)	215 (20.2%)	2258 (17.6%)
<i>Northern</i>	< 10 ^b	86 (8.1%)	590 (4.6%)
<i>Missing (8 or 9)</i>	< 10 ^b	10 (0.9%)	491 (3.8%)
Prescriber speciality			
<i>Nurse practitioner</i>	32 (14.4%)	88 (8.3%)	516 (4.0%)
<i>General practice</i>	175 (76.8%)	726 (68.4%)	7005 (54.5%)
<i>Psychiatry</i>	≤ 10 ^b	109 (10.3%)	530 (4.1%)
<i>Known but other specialties</i>	≤ 10 ^b	68 (6.4%)	3411 (26.6%)
<i>Unknown (physician)</i>	≤ 10 ^b	71 (6.7%)	1385 (10.8%)
OAT prescriber	207 (90.8%)	799 (75.2%)	3838 (29.9%)
Discontinued as of end of follow-up	62 (27.2%)	673 (63.4%)	-----
Network characteristics	Median (1st quartile–3rd quartile)		
Number of connected physicians	29 (17–49)	16 (9–27)	3 (1–8)
Total sum of all shared clients	73 (40–118)	22 (11–47)	4 (1–9)
Proportion of connected physicians that prescribed PSS	0.34 (0.18–0.46)	0.38 (0.22–0.59)	0.13 (0–0.33)
Weighted proportion of PSS prescribers	0.50 (0.26–0.65)	0.44 (0.25–0.68)	0.11 (0–0.33)
Proportion of connected physicians that are also connected	0.15 (0.10–0.22)	0.19 (0.11–0.31)	0.14 (0–0.36)
Number of additional physicians their average clients saw	1.2 (0.9–1.7)	1.1 (0.8–1.8)	1.0 (0.5–1.5)
Degree centrality	0.20 (0.12–0.30)	0.08 (0.05–0.03)	0.02 (0.01–0.04)
SUD prescribing history			
Years since first billing record for a client with SUD	8.2 (4.3–17.2)	7.9 (3.1–18.2)	10.0 (3.7–21.7)
SUD client caseload			
SUD client load	63 (34–99)	21 (8–43)	3 (1–9)
Mean clients’ years since SUD diagnosis	12.2 (10.4–13.9)	11.8 (9.9–13.6)	12.0 (8.5–15.0)
Treated a client with a COVID-19 diagnosis	< 10 ^b	79 (7.4%)	386 (3.0%)
Percent clients with a CCI of 1 or higher	8.7 (5.1–13.1)	7.7 (2.4–14.3)	0 (0–21.1)
Percent clients with a CDS over 4	1.3 (0–2.9)	0 (0–2.9)	0 (0–0)
Percentage of clients prescribed benzos	10.0 (5.6–15.9)	14.3 (6.5–24.2)	0 (0–20.4)
Percentage of clients accessing social assistance during past 12 months	77.2 (62.1–84.4)	51.8 (36.1–71.4)	20.8 (0–50.0)
Percentage of clients experienced an overdose 12 months prior	1.7 (0–3.8)	0 (0–3.0)	0 (0–0)

Abbreviations: PSS prescribed safer supply, HA health authority, OAT opioid agonist treatment, SUD non-opioid substance use disorder, OUD opioid use disorder, CCI Charlson comorbidity index

^a Measured at end of follow-up (August 2021)

^b Due to data sharing agreement, cell sizes < 10 are suppressed

and 12,847 (90.9%) non-adopters. Innovators were largely practicing within the Vancouver Coastal Health Authority (138; 60.5%), whereas early and non-adopters were distributed more proportionally throughout the province. Prescribers practicing in the Fraser Health Authority were more commonly non-adopters (3178; 24.7% compared to 199; 18.7% early adopters). Innovators were primarily OAT prescribers (207; 90.8%), with a median of 73 shared clients (IQR bounds of 40 and 118). Early adopters had a median of 22 shared clients, while non-adopters only had a median of 4 shared clients. Innovators had cared for a median of 64 SUD clients (IQR bounds of 34 and 99), while early adopters saw a median of 21 clients (IQR bounds of 8 and 43), and non-adopters had a median of only 3 SUD clients

(IQR bounds of 1 and 9). Innovators and early adopters had similar proportions of connected clinicians prescribing PSS. Non-adopters had a median of 21% of clients accessing social assistance, whereas early adopters had a median of 51.8%, and innovators had a median of 77.2%. A total of 63.4% (673) of early adopters were no longer prescribing by August 2021 (673; 63.4%), but only 27.2% (62) of innovators (62; 27.2%) stopped prescribing.

Prescriber initiation of PSS gradually increased over time, primarily through the largest clusters of prescribers (Fig. 1). However, there were only 555 active prescribers in August 2021; thus, 734 (56.9%) prescribers that were part of PSS uptake were no longer prescribing (Fig. 2).

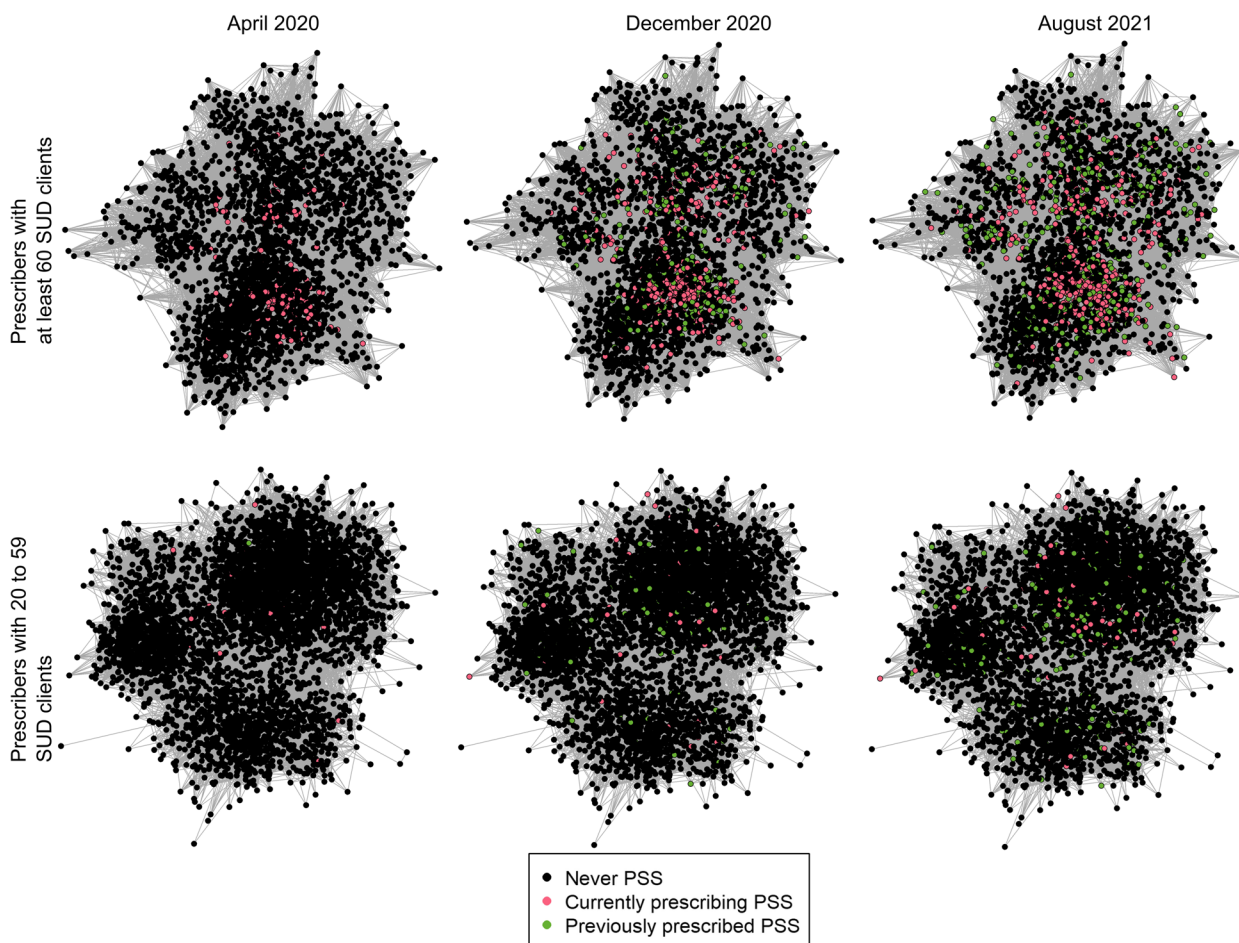


Fig. 1 The networks of physicians and nurse practitioners that had at least 20 SUD clients between March 28, 2020, and August 31, 2021, colored by their PSS status at 3 separate months

Abbreviations: SUD, substance use disorder; PSS, prescribed safer supply. A connection between two prescribers is kept if the weight (number of shared clients) was in the top 20% of connections for both prescribers. This requirement, along with SUD client load, was only considered for ease of display purposes. Each month displays the cumulative number of active PSS prescribers by the end of the month. Those that are currently prescribing PSS are displayed in pink. Those that prescribed PSS in previous months, but not the current month, are displayed in green. Non-PSS prescribers with SUD clients are displayed in black

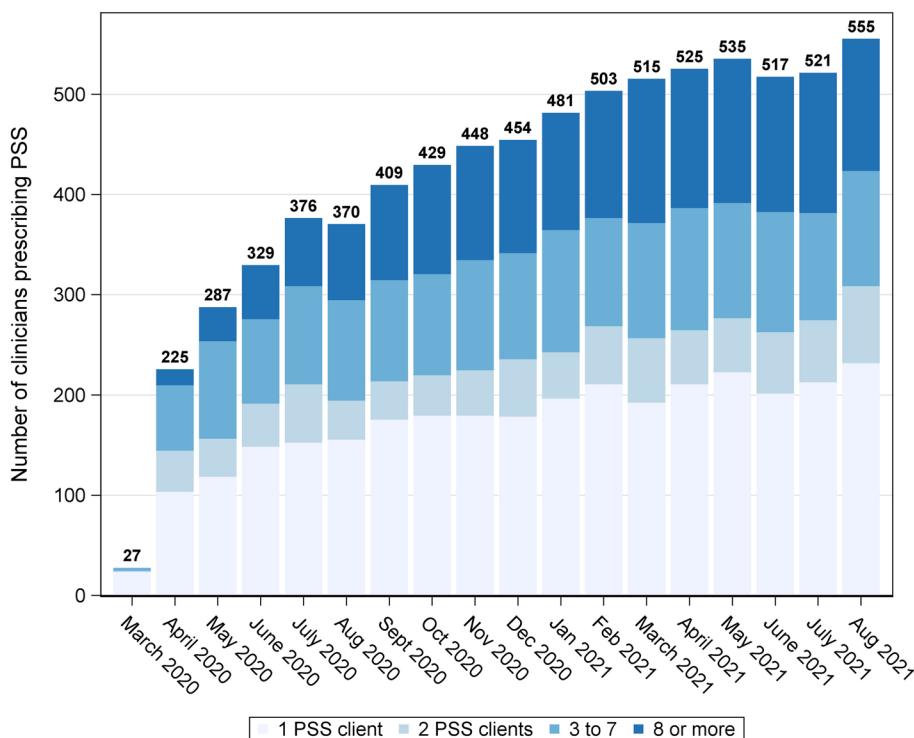


Fig. 2 Summary of clinicians with at least one active prescribed safer supply (PSS) dispensation within the calendar month between March 2020 and August 2021

Multiple regression analysis on PSS adoption

A total of 153,869 prescriber months of follow-up were included in the analysis. SUD client load had the largest association with initiation of PSS (Table 2). Compared to having ≤ 2 SUD clients, having ≥ 14 SUD clients was associated with higher odds of prescribing PSS (adjusted odds ratio: 4.30 (95% CI: 3.13, 5.90)). Otherwise, having over 20% of connected prescribers providing PSS in the prior month was associated with a large increase in the adjusted odds of PSS uptake (aOR :3.79 (3.15, 4.56), compared to no connections). Prescribers in Vancouver Coastal Health (1.31 (1.08, 1.59)) and Northern Health (1.30 (1.00, 1.70)) had higher adjusted odds of PSS uptake compared to Interior Health. OAT prescribers were 3 times more likely to provide PSS (3.35 (2.84, 3.95)). Less experienced prescribers were more likely to initiate PSS; having over 22.4 years of experience was associated with lower odds of PSS uptake (0.59 (0.49, 0.71)) compared to those with less than 4.5 years of experience. Each percentage point increase in clients accessing social assistance was associated with a 2% increase in the adjusted odds of PSS uptake. Treating a client with a COVID-19 diagnosis was associated with an increase in PSS uptake (1.50 (1.14, 1.99)). Each additional prescriber seen by a prescribers’ average client associated with a 38% increase in the odds of PSS dispensation (1.38 (1.25, 1.52)).

Sensitivity analyses demonstrated the robustness of these findings (Tables A6–8). While estimates were different when stratified by PSS medication type, they were consistent with the main analysis (Table A9). Each medication type had the same gradient observed on the increased proportion of peer’s uptake of PSS which continually had stronger associations with an individual’s odds of PSS uptake. However, for benzodiazepine prescribing, while any peers had a significant impact on the odds, the magnitude was smaller than other PSS medications. When restricting the analysis based on SUD client load, the results were still robust (Tables A10–11). Requiring prescribers to have at least five SUD clients did increase the magnitude of the estimated effect of the network exposure. The impact of the PSS prescription classification may reduce the impact of the network exposure and SUD client load as when identifying PSS prescriptions using the more specific algorithm (Table A12), the magnitude of the network exposure and SUD client load were increased compared to the main analysis. Finally, when ending monthly measurements on the 15th of each month, we found the relationship with the study month was reversed (Table A13). There was also a slight increase in the estimated associations with the network exposure and SUD client load.

Table 2 Multiple logistic regression results for probability of PSS initiation: May 2020–August 2021

	Adjusted odds ratio	95% CI
Study month	0.97	(0.96, 0.99)
Network characteristics		
Percentage of connected physicians that prescribed PSS prior months		
None	Reference	
10% or less	1.77	(1.39, 2.25)
> 10 to 20%	2.42	(1.97, 2.96)
> 20%	3.79	(3.15, 4.56)
Percentage of connected physicians that are also connected	1.00	(0.99, 1.00)
Number of other prescribers their average clients received prescription dispensations from	1.38	(1.25, 1.52)
Practice characteristics		
Primary health authority practice location		
Interior	Reference	
Fraser	0.78	(0.63, 0.96)
Vancouver Coastal	1.31	(1.08, 1.59)
Vancouver Island	1.06	(0.86, 1.31)
Northern	1.30	(1.00, 1.70)
Unknown	0.61	(0.27, 1.37)
Prescriber speciality		
General practice	Reference	
Nurse practitioner	1.84	(1.42, 2.38)
Psychiatry	1.41	(1.10, 1.80)
Known but other specialties	1.46	(1.01, 2.12)
Unknown (physician)	0.47	(0.35, 0.62)
OAT prescriber	3.35	(2.84, 3.95)
SUD prescribing history		
Years since first billing record for a client with SUD/ OUD		
< 4.5 years	Reference	
4.5 to < 10.9 years	0.74	(0.62, 0.89)
10.9 to < 22.4 years	0.74	(0.62, 0.89)
≥ 22.4 years	0.59	(0.49, 0.71)
SUD client caseload		
Number of SUD clients in the past 30 days		
2 or less clients	Reference	
3 to 6 clients	1.56	(1.15, 2.10)
13 to 7 clients	2.11	(1.53, 2.91)
14 or more clients	4.30	(3.13, 5.90)
Treated a client with a COVID-19 diagnosis	1.50	(1.14, 1.99)
Percentage of clients aged 40 or over	1.00	(0.99, 1.00)
Percent SUD/ OUD clients with a CCI over 1	1.00	(0.99, 1.00)
Percentage of clients prescribed benzodiazepines	0.99	(0.99, 1.00)
Percentage of clients accessing social assistance during follow-up	1.02	(1.01, 1.02)
Percentage of clients experienced an overdose in the past 12 months	1.01	(1.00, 1.01)

Abbreviations: PSS prescribed safer supply, OAT opioid agonist treatment, SUD non-opioid substance use disorder, OUD opioid use disorder, CCI Charlson comorbidity index

Multiple regression analysis on PSS discontinuation

A total of 9678 prescriber months were included in the analysis (Table 3). Similar to PSS adoption, prescribers with larger SUD client loads and more connected peers

dispensing PSS were strongly associated with discontinuation of PSS. When compared to treating 18 or less SUD clients, treating 86 or more clients was associated with an 85% reduction in the odds of discontinuing PSS

Table 3 Logistic regression results for discontinuation of PSS prescriptions: July 2020–August 2021

	Adjusted odds ratio	95% CI
Study month	1.00	(0.98, 1.01)
Network characteristics		
Percentage of connected clinicians that prescribed PSS prior month		
None	Reference	
10% or less	0.87	(0.69, 1.10)
> 10 to 20%	0.52	(0.41, 0.66)
> 20%	0.29	(0.22, 0.38)
Percentage of connected clinicians that are also connected	1.00	(1.00, 1.01)
Number of other prescribers their average clients received prescription dispensations from	0.95	(0.84, 1.07)
Practice characteristics		
Primary health authority practice location		
Interior	Reference	
Fraser	1.36	(1.03, 1.79)
Vancouver Coastal	0.95	(0.73, 1.24)
Vancouver Island	1.06	(0.82, 1.37)
Northern	1.12	(0.80, 1.58)
Unknown	0.48	(0.15, 1.53)
Prescriber speciality		
General practice	Reference	
Nurse practitioner (nonphysician)	0.86	(0.65, 1.13)
Psychiatry	1.29	(0.95, 1.74)
Known but other specialties	1.22	(0.87, 1.71)
Unknown (physician)	1.21	(0.89, 1.64)
OAT prescriber	0.91	(0.75, 1.11)
SUD prescribing history		
Years since first billing record for a client with SUD/OUUD		
< 4 years	Reference	
4 to < 8.3 years	1.08	(0.87, 1.34)
8.3 to < 17.4 years	1.26	(1.02, 1.55)
≥ 17.4 years	1.54	(1.24, 1.90)
SUD caseload		
Number of SUD clients in the past 30 days		
18 or less clients	Reference	
18 to 43 clients	0.42	(0.35, 0.51)
44 to 85 clients	0.20	(0.15, 0.26)
86 or more clients	0.15	(0.11, 0.20)
Treated a client with a COVID-19 diagnosis	0.87	(0.69, 1.11)
Percentage of clients aged 40 or over	1.00	(1.00, 1.01)
Percent SUD/OUUD clients with a CCI over 1	1.00	(0.99, 1.00)
Percentage of clients prescribed benzos	1.00	(0.99, 1.00)
Percentage of clients accessing social assistance during follow-up	1.00	(0.99, 1.00)
Percentage of clients experienced an overdose in the past 12 months	1.00	(0.99, 1.01)

Abbreviations: PSS prescribed safer supply, OAT opioid agonist treatment, SUD non-opioid substance use disorder, OUUD opioid use disorder, CCI Charlson comorbidity index

(adjusted OR: 0.15, 95% CI: (0.11, 0.20)). Prescribers with over 20% of their peers dispensing PSS were less likely to discontinue PSS compared to clinicians with no peers dispensing PSS (0.29 (0.22, 0.38)). Otherwise, prescribers

practicing in Fraser Health were the only location more likely to discontinue providing PSS compared to those practicing in Interior Health (1.36 (1.03, 1.79)), controlling for other factors. Prescribers with more years of

experience treating SUD clients were also more likely to end PSS dispensations (≥ 17.4 years: 1.54 (1.24, 1.90), 8.3 to < 17.4 years: 1.26 (1.02, 1.55), 4 to < 8.3 years: 1.08 (0.87, 1.34) compared to < 4 years of experience). Unlike PSS uptake, differences between prescribing specialties compared to general practice physicians for discontinuation of PSS had estimates that were compatible with both increased and decreased odds of discontinuation of PSS.

Discussion

We evaluated the diffusion and adoption of a prescribed safer supply program implemented in BC and found that prescribers with larger SUD client load and higher proportions of peers that previously provided dispensations under PSS associated with increased odds of uptake of the PSS program. The importance of peer effects in the PSS adoption decision was reinforced by our findings on PSS discontinuation, as those with more peers who were still prescribing PSS were much less likely to discontinue dispensations. While risk or case of COVID-19 was eligibility criteria for PSS prescription, indications of diagnosis within clinicians' case mix were only modestly positively associated with PSS adoption, thus further reinforcing network influences as the dominant. Overall adoption of the program was limited to 9.1% of all indicated prescribers, with 57% of prescribers who initiated PSS discontinuing dispensations later in the study period, and 63% of all early adopters forgoing PSS. Passive dissemination strategies may have been insufficient for subsequent adopters, those with lower client loads, and less peer prescribers knowledge updates and client's needs weren't met by the guideline or by the timeliness of available resources [48, 49].

Of critical importance in this application is the fact that the risk mitigation guidance was not explicitly recommending evidence-based practices [2]. This guidance was implemented on an emergency basis to protect against an anticipated, and ultimately observed, escalation in toxic drug-related deaths due to potential disruptions in illicit drug supply channels, guidance for self-isolation which could lead to a higher incidence of using alone, closures of supervised consumption facilities, and restricted access to other forms of treatment and care [50]. These findings nevertheless align with studies from other disease areas which demonstrate that the prescribing behaviors of a physician are impacted by the prescribing behaviors of their peers [27, 28, 51]. Aside from barriers in the outer context, adoption can still be hindered due to the inner context [52], systematic reviews have identified prescriber knowledge, attitudes and beliefs can hinder the success of implementation strategies for clinical practice guidelines [53], and attitudes and beliefs were no doubt

influential in this particular application. The regulatory institution for physicians in the province expressed concerns regarding the limited empirical evidence base; the possibility of diversion, limited training, and expertise in providing prescribed safer supply within their scope of practice; and preference for team-based practices, which may deter adoption of new guidelines among prescribers in preference of well-established treatments [54–56]. As the evidence base for PSS emerges, future implementation strategies to improve PSS uptake will require engagement with both regulatory institutions and prescribers, acknowledging and addressing the concerns of both parties [57].

Our findings nevertheless highlight critical considerations for future implementation strategies on new policies for the clinical management of substance use disorders, which would benefit from leveraging or targeting networks of prescribers. First, our findings demonstrated prescribers who had a greater number of SUD clients were more likely to initiate PSS, suggesting these clinicians may have had greater awareness of announcements related to innovations in SUD care. Prescribers with smaller SUD client loads therefore may be harder to reach with passive dissemination strategies such as online educational materials and didactic lectures to learn about new clinical guidance and may require more active dissemination strategies such as academic detailing [24, 25] or interactive educational meetings [8].

Our findings provide further evidence that diffusion of clinical practice requires social reinforcement and draws attention to the need to identify which prescribers to target in dissemination strategies [27]. Recognizing this impact of diffusion among peers, and those on the outer edges of the network who are unlikely to be impacted by peers, emphasizes the need to consider differential strategies to engaged clinicians in larger and less-connected practice settings, respectively. Though some evidence is available on the effectiveness of specific singular active strategies [53, 58, 59], multifaceted implementation strategies, which include a combination of approaches such as educational changes, reminder systems, and organizational shifts for multidisciplinary collaboration, have demonstrated effectiveness [53, 59] in successfully disseminating guideline and policy changes in other disease areas. Future policy changes and clinical guideline updates should employ several different strategies to engage prescribers. Such strategies are particularly urgent in the present context given the pervasiveness of the toxic drug supply public health emergency, first issued in 2016 [60], which has increased in intensity due in large part to the changing composition and increasing potency of the illicit drug supply [61]. These changes in the underlying disease will require ongoing updates and revisions to

clinical practice, which may otherwise suffer from waning attention with more frequent communications.

This study was not without limitations. Though we used population-based administrative data with true population coverage within the province of British Columbia, regardless of prescription drug insurance status, there was potential for some misclassification, particularly in identifying location as the location of prescriber and location of their clients may not coincide and clients may live in other health authorities. As with any observational study, our inferences may be subject to unmeasured confounding. In particular, we were unable to observe clinicians' motivations for uptake and discontinuation. However, we hypothesize that motivations would be mediators on the causal path between peer influence and prescribing medications as individuals' motivations will be influenced by their peers' decisions, motivations, and opinions and therefore believe our interpretations were unaffected by these omissions. We otherwise do not observe a range of individual-specific characteristics of clinicians, including their year of graduation. Our constructed measures of the number of years of experience treating SUD clients likely adjusted for much of these potential confounding effects. Furthermore, though we had the number of positive COVID-19 cases within a prescriber's caseload, we did not have information on who would have been isolating due to a close contact being positive, thus potentially diminishing the influence of COVID-19 on PSS uptake. Finally, while we have captured PSS implementation at the population level in the province of British Columbia, Canada, BC remains the only setting in Canada or elsewhere to have implemented such a program; if other settings choose to implement a prescriber-based safer supply program, both structural and epidemiological conditions may influence PSS uptake. The transportability of these results to other settings should be considered carefully.

Conclusion

Our study demonstrates limited uptake and strong network influences in the decision to adopt a novel intervention among prescribers treating people who use substances in British Columbia, Canada. The passive dissemination employed had some success in the implementation of PSS; however, more is needed to engage individuals further out in the network with less SUD experience and peers.

Abbreviations

aOR	Adjusted odds ratio
BC	British Columbia
CCI	Charlson comorbidity index
CDS	Clarks chronic disease score

CI	Confidence interval
HA	Health authority
IQR	Interquartile range
OAT	Opioid agonist treatment
PSS	Prescribed safer supply
SNA	Social network analysis
SUD	Substance use disorder

Supplementary Information

The online version contains supplementary material available at <https://doi.org/10.1186/s13012-023-01331-x>.

Additional file 1: Supplementary Appendix. Table A1. Databases used to construct the cohort. **Table A2.** Drug identification numbers for identification of opioid agonist treatment from PharmaNet. **Table A3.** Diagnostic codes used for opioid and non-opioid substance use disorders to identify substance use disorder clients. **Table A4.** Drug identification numbers for identification of possible prescribed safer supply. **Table A5.** Algorithms to identify prescribed safer supply prescriptions. **Table A6.** Logistic regression results for probability of PSS uptake between May 1st 2020 – August 31st 2021, with the PSS peer exposure redefined as proportion of patients shared with PSS prescribing peers. **Table A7.** Logistic regression results for probability of PSS uptake with a longer lagged period: July 1st 2020 – August 31st 2021. **Table A8.** Logistic regression results for probability of PSS uptake between May 1st 2020 – August 31st 2021, with an additional exposure controlling for PSS prescribers with 2 degrees of separation. **Table A9.** Logistic regression results for probability of uptake of different PSS medication times between May 1st 2020 – August 31st 2021. **Table A10.** Logistic regression results for probability of PSS uptake for prescribers with more than one client with substance use disorder in the month prior. **Table A11.** Logistic regression results for probability of PSS uptake for prescribers with at least five clients with a substance use disorder in the month prior. **Table A12.** Logistic regression results for probability of PSS uptake under the more specific case-finding algorithm. **Table A13.** Logistic regression results for probability of PSS uptake when ending the calendar month on the 15th of each month.

Acknowledgements

Our research took place on the traditional, unceded, and continually occupied lands of the over 200 First Nations in what is colonially known as British Columbia. Data for this publication was provided by Vital Statistics BC, the BC Ministry of Health (PharmaNet, Medical Services Plan, the National Ambulatory Care Reporting System and the BC Discharge Abstract Database), Perinatal Services BC, the Ministry of Public Safety and the Solicitor General, Ministry of Social Development and Poverty Reduction, and BC Coroner's Service. All inferences, opinions, and conclusions drawn are those of the authors and do not reflect the opinions or policies of the data stewards.

Authors' contributions

BN and MK conceptualized the study. MK conducted literature reviews, wrote the first draft of the article, and conducted the analysis. BCG-A and BN wrote key components for the introduction and discussion of the article and provided critical revisions. JEM, BB, BP, and KU aided in the methodological development of the manuscript and provided critical revisions to the manuscript. KU and BN secured funding for the study. All authors approved the final draft.

Funding

National Institutes of Drug Abuse grant no. R01DA050629, Canadian Institutes of Health Research grant no. PJT-180412 and British Columbia Ministry of Mental Health and Addictions award no. MMHA2023-001.

Availability of data and materials

The datasets generated and/or analyzed during the current study are not publicly available due to privacy restrictions and concerns on individual-level administrative data. Materials and code available on request.

Declarations

Ethics approval and consent to participate

An exemption from research ethics as per Article 2.5 of the Tri-Council Policy Statement: Ethical Conduct for Research Involving Humans was determined by Providence Health Care Institute and the Simon Fraser University Office of Research Ethics.

Consent for publication

Not applicable.

Competing interests

The authors declare that they have no competing interests.

Author details

¹Centre for Advancing Health Outcomes, Vancouver, BC, Canada. ²Faculty of Health Sciences, Simon Fraser University, Burnaby V5A 1S6, Canada. ³First Nations Health Authority, Vancouver, BC, Canada. ⁴School of Public Health and Social Policy, University of Victoria, Victoria, BC, Canada. ⁵Department of Nursing, University of Victoria, Victoria, BC, Canada. ⁶Canadian Institute for Substance Use Research, University of Victoria, Victoria, BC, Canada.

Received: 2 August 2023 Accepted: 22 December 2023

Published online: 06 January 2024

References

- British Columbia Centre on Substance Use, BC Ministry of Health. Risk mitigation in the context of dual public health emergencies - interim clinical guidance. 2020.
- Nosyk B, Slaunwhite A, Urbanoski K, Hongdilokkul N, Palis H, Lock K, et al. Evaluation of risk mitigation measures for people with substance use disorders to address the dual public health crises of COVID-19 and overdose in British Columbia: a mixed-method study protocol. *BMJ Open*. 2021;11(6):e048353.
- Ministry of Mental Health and Addictions, Ministry of Health. Access to prescribed safer supply in British Columbia: policy direction: BC Ministry of Health; 2021. Available from: https://www2.gov.bc.ca/assets/gov/overdose-awareness/prescribed_safer_supply_in_bc.pdf. updated 2021/07/15.
- British Columbia Centre on Substance Use, BC Ministry of Health, Ministry of Mental Health and Addictions. Risk mitigation in the context of dual health emergencies—interim clinical guidance: update: British Columbia Centre on Substance Use; 2022. Available from: <https://www.bccsu.ca/wp-content/uploads/2022/02/Risk-Mitigation-Guidance-Update-February-2022.pdf>.
- British Columbia Centre on Substance Use. Webinar – safer supply pt 1. [cited 2023 Oct 4]. Available from: <https://www.bccsu.ca/webinar-safer-supply-pt-1/?highlight=webinar>.
- British Columbia Centre on Substance Use. Webinar – safer supply pt 2. [cited 2023 Oct 4]. Available from: <https://www.bccsu.ca/webinar-safer-supply-pt-2/?highlight=webinar>.
- British Columbia Centre on Substance Use. Webinars: COVID-19, substance use, and safer supply. [cited 2023 Oct 4]. Available from: <https://www.bccsu.ca/covid-19/webinars-covid-19-substance-use-and-safer-supply/>.
- Bero LA, Grilli R, Grimshaw JM, Harvey E, Oxman AD, Thomson MA. Closing the gap between research and practice: an overview of systematic reviews of interventions to promote the implementation of research findings. *The Cochrane Effective Practice and Organization of Care Review Group*. *BMJ*. 1998;317(7156):465–8.
- Brownson RC, Colditz GA, Proctor EK, editors. Dissemination and implementation research in health. 1st ed. New York: Oxford University Press; 2012.
- Grol R, Grimshaw J. From best evidence to best practice: effective implementation of change in patients' care. *Lancet*. 2003;362(9391):1225–30.
- Francke AL, Smit MC, de Veer AJ, Mistiaen P. Factors influencing the implementation of clinical guidelines for health care professionals: a systematic meta-review. *BMC Med Inform Decis Mak*. 2008;8:38.
- Pereira VC, Silva SN, Carvalho VKS, Zanghelini F, Barreto JOM. Strategies for the implementation of clinical practice guidelines in public health: an overview of systematic reviews. *Health Res Policy Syst*. 2022;20(1):13.
- Vedel I, Le Berre M, Sourial N, Arsenault-Lapierre G, Bergman H, Lapointe L. Shedding light on conditions for the successful passive dissemination of recommendations in primary care: a mixed methods study. *Implement Sci*. 2018;13(1):129.
- Greenhalgh T, Robert G, Macfarlane F, Bate P, Kyriakidou O. Diffusion of innovations in service organizations: systematic review and recommendations. *Milbank Q*. 2004;82(4):581–629.
- Dearing JW, Cox JG. Diffusion of innovations theory, principles, and practice. *Health Aff (Millwood)*. 2018;37(2):183–90.
- Dearing JW. Diffusion of innovations. In: *The Oxford handbook of organizational change and innovation*. 2nd ed. New York: Oxford University Press; 2021. p. 611–38.
- West E, Barron DN, Dowsett J, Newton JN. Hierarchies and cliques in the social networks of health care professionals: implications for the design of dissemination strategies. *Soc Sci Med*. 1999;48(5):633–46.
- Keating NL, Ayanian JZ, Cleary PD, Marsden PV. Factors affecting influential discussions among physicians: a social network analysis of a primary care practice. *J Gen Intern Med*. 2007;22(6):794–8.
- Green LW, Ottoson JM, Garcia C, Hiatt RA. Diffusion theory and knowledge dissemination, utilization, and integration in public health. *Annu Rev Public Health*. 2009;30:151–74.
- Wasserman S, Faust K. *Social network analysis: methods and applications*. New York: Cambridge University Press; 1994.
- Rice E, Tulbert E, Cederbaum J, Barman Adhikari A, Milburn NG. Mobilizing homeless youth for HIV prevention: a social network analysis of the acceptability of a face-to-face and online social networking intervention. *Health Educ Res*. 2012;27(2):226–36.
- Valente TW, Fosados R. Diffusion of innovations and network segmentation: the part played by people in promoting health. *Sex Transm Dis*. 2006;33(7 Suppl):S23–31.
- Smit LC, Dikken J, Schuurmans MJ, de Wit NJ, Bleijenberg N. Value of social network analysis for developing and evaluating complex health-care interventions: a scoping review. *BMJ Open*. 2020;10(11):e039681.
- Lubelchek RJ, Hotton AL, Taussig D, Amarathithada D, Gonzalez M. Scaling up routine HIV testing at specialty clinics: assessing the effectiveness of an academic detailing approach. *J Acquir Immune Defic Syndr*. 2013;64 Suppl 1(0 1):S14–9.
- Krakower DS, Naja-Riese GM, Edelstein ZR, Gandhi AD, Wahnich A, Fischer MA. Academic detailing to increase prescribing of HIV pre-exposure prophylaxis. *Am J Prev Med*. 2021;61(5 Suppl 1):S87–97.
- Valente TW, Pitts S, Wipfli H, Vega Yon GG. Network influences on policy implementation: evidence from a global health treaty. *Soc Sci Med*. 2019;222:188–97.
- Keating NL, O'Malley AJ, Onnela JP, Gray SW, Landon BE. Association of physician peer influence with subsequent physician adoption and use of bevacizumab. *JAMA Netw Open*. 2020;3(1):e1918586.
- Arnold C, Koetsenruijter J, Forstner J, Peters-Klimm F, Wensing M. Influence of physician networks on prescribing a new ingredient combination in heart failure: a longitudinal claim data-based study. *Implement Sci*. 2021;16(1):84.
- Kleinman RA, Brothers TD, Danilewitz M, Bahji A. Office-based methadone prescribing for opioid use disorder: the Canadian model. *J Addict Med*. 2022;16(5):499–504.
- Government BC. Nurse practitioners to play critical role saving lives in overdose crisis 2018. Available from: <https://news.gov.bc.ca/releases/2018MMHA0005-000564>. updated April 4.
- Government of British Columbia. RNs begin prescribing addiction treatment medications, a Canadian first. [cited 2023 Jun 28]. Available from: <https://news.gov.bc.ca/releases/2021MMHA0003-000219>.
- Canadian Institute of Health Information [creator] (2022). Discharge Abstract Database (Hospital Separations). British Columbia Ministry of Health [publisher]. Data Extract. MOH. 2022. <http://www.health.gov.bc.ca/data/>.
- British Columbia Ministry of Health [creator] (2022). Medical Services Plan (MSP) Payment Information File. British Columbia Ministry of Health [publisher]. Data Extract. MOH. 2022. <http://www.health.gov.bc.ca/data/>.

34. British Columbia Ministry of Health [creator] (2022): Vital Statistics Deaths. British Columbia Ministry of Health [publisher]. Data Extract. MOH (2022). <http://www.health.gov.bc.ca/data/>. In: [creator] BCMoH, editor.
35. Ministry of Public Safety and Solicitor General (PSSG) [creator] (2022): BC Corrections Dataset. British Columbia Ministry of Health [publisher]. Data Extract. MOH (2022). <http://www.health.gov.bc.ca/data/>.
36. Perinatal Services BC [creator] (2022): British Columbia Perinatal Data Registry. British Columbia Ministry of Health [publisher]. Data Extract. MOH (2022). <http://www.health.gov.bc.ca/data/>.
37. British Columbia Ministry of Health [creator] (2022): National Ambulatory Care Reporting System (NACRS). British Columbia Ministry of Health [publisher]. Data Extract. MOH (2022). <http://www.health.gov.bc.ca/data/>.
38. British Columbia Ministry of Social Development and Poverty Reduction [creator] (2022): Social Development and Poverty Reduction Database (SDPR). British Columbia Ministry of Health [publisher]. Data Extract. MOH (2022). <http://www.health.gov.bc.ca/data/>.
39. BC Centre for Disease Control [creator] (2022). BCCDC COVID-19 positive case data. British Columbia Ministry of Health [publisher]. Data Extract. MOH (2022). Available from: <http://www.popdata.bc.ca/data>.
40. British Columbia Ministry of Health [creator] (2022): Provincial Laboratory Information Solution COVID-19 database. British Columbia Ministry of Health [publisher]. Data Extract. MOH (2022). <http://www.health.gov.bc.ca/data/>.
41. Valente TW. Social networks and health: models, methods, and applications: Oxford University Press; 2010. <https://doi.org/10.1093/acprof:oso/9780195301014.001.0001>.
42. Valente TW. Network models of the diffusion of innovations. *Comput Math Organ Theory*. 1996;2(2):163–4.
43. Clark DO, Von Korff M, Saunders K, Baluch WM, Simon GE. A chronic disease score with empirically derived weights. *Med Care*. 1995;33(8):783–95.
44. Charlson M, Pompei P, Ales K, MacKenzie C. A new method of classifying prognostic comorbidity in longitudinal studies: development and validation. *Chronic Disease*. 1987;40(5):373–83.
45. Liang K-Y, Zeger SL. Longitudinal data analysis using generalized linear models. *Biometrika*. 1986;73(1):13–22.
46. The SAS system for Windows. Release 9.4. SAS Institute Inc. https://www.sas.com/en_ca/home.html. Accessed 30 Oct 2023.
47. Shi Y, Pollack CE, Soulos PR, Herrin J, Christakis NA, Xu X, et al. Association between degrees of separation in physician networks and surgeons' use of perioperative breast magnetic resonance imaging. *Med Care*. 2019;57(6):460–7.
48. Wang T, Tan JB, Liu XL, Zhao I. Barriers and enablers to implementing clinical practice guidelines in primary care: an overview of systematic reviews. *BMJ Open*. 2023;13(1):e062158.
49. Fischer F, Lange K, Klose K, Greiner W, Kraemer A. Barriers and strategies in guideline implementation—a scoping review. *Healthcare (Basel)*. 2016;4(3):36.
50. Dunlop A, Lokuge B, Masters D, Sequeira M, Saul P, Dunlop G, et al. Challenges in maintaining treatment services for people who use drugs during the COVID-19 pandemic. *Harm Reduct J*. 2020;17(1):26.
51. Donohue JM, Guclu H, Gellad WF, Chang CH, Huskamp HA, Choudhry NK, et al. Influence of peer networks on physician adoption of new drugs. *PLoS One*. 2018;13(10):e0204826.
52. Damschroder LJ, Reardon CM, Widerquist MAO, Lowery J. The updated Consolidated Framework for Implementation Research based on user feedback. *Implement Sci*. 2022;17(1):75.
53. Chan WV, Pearson TA, Bennett GC, Cushman WC, Gaziano TA, Gorman PN, et al. ACC/AHA special report: clinical practice guideline implementation strategies: a summary of systematic reviews by the NHLBI Implementation Science Work Group: a report of the American College of Cardiology/American Heart Association Task Force on Clinical Practice Guidelines. *J Am Coll Cardiol*. 2017;69(8):1076–92.
54. College of Physicians and Surgeons of British Columbia. Prescribed safer supply in British Columbia 2021. Available from: <https://www.cpsbc.ca/news/publications/college-connector/2021-V09-05/07>.
55. College of Physicians and Surgeons of British Columbia. Collecting data on safer supply prescribing starts with correctly completing the duplicate prescription form 2022. Available from: <https://www.cpsbc.ca/news/publications/college-connector/2022-V10-05/08>.
56. College of Physicians and Surgeons of British Columbia. Understanding the college's perspective on safer supply 2022. Available from: <https://www.cpsbc.ca/news/publications/college-connector/2022-V10-02/02>.
57. Lim J, McCracken RK, Panagiotoglou D. Opioid prescribing practice standard in British Columbia, Canada: rationale, controversies, and directions. *Int J Drug Policy*. 2021;97:103363.
58. Kovacs E, Strobl R, Phillips A, Stephan AJ, Müller M, Gensichen J, et al. Systematic review and meta-analysis of the effectiveness of implementation strategies for non-communicable disease guidelines in primary health care. *J Gen Intern Med*. 2018;33(7):1142–54.
59. Cliff BQ, Avanceña ALV, Hirth RA, Lee SD. The impact of choosing wisely interventions on low-value medical services: a systematic review. *Milbank Q*. 2021;99(4):1024–58.
60. Government of British Columbia. Provincial health officer declares public health emergency Victoria, BC: Government of British Columbia; 2016. Available from: <https://news.gov.bc.ca/releases/2016HLTH0026-000568>.
61. Larnder A, Saatchi A, Borden SA, Moa B, Gill CG, Wallace B, et al. Variability in the unregulated opioid market in the context of extreme rates of overdose. *Drug Alcohol Depend*. 2022;235:109427.

Publisher's Note

Springer Nature remains neutral with regard to jurisdictional claims in published maps and institutional affiliations.

Ready to submit your research? Choose BMC and benefit from:

- fast, convenient online submission
- thorough peer review by experienced researchers in your field
- rapid publication on acceptance
- support for research data, including large and complex data types
- gold Open Access which fosters wider collaboration and increased citations
- maximum visibility for your research: over 100M website views per year

At BMC, research is always in progress.

Learn more biomedcentral.com/submissions

